

HONEYWELL INFORMATION, NEWS, AND TIPS



NOVEMBER 2020

In This Issue

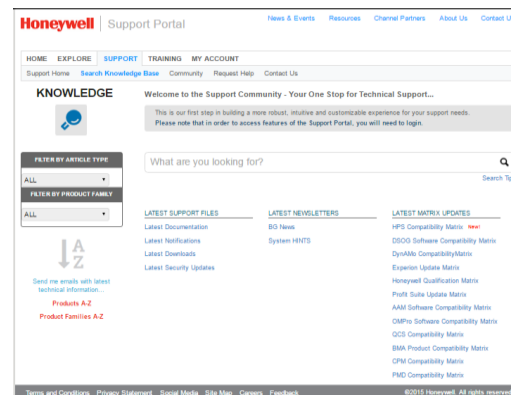
Contents

C200/C200E Controller Lifecycle Status Change and Update.....	2
ControlEdge RTU Non-redundant Controller Life Cycle Announcement.....	6
PRODUCT CHANGE ANNOUNCEMENT: Integrated Automation Assessment No Longer Offering the Enhanced Version of the IAA Report.....	8
Changing the Experion Windows MNGR Password When Using OPC UA (Client or Server).....	9
Product Withdrawal Announcement : Safety Manager Controller & IO chassis.....	9
Honeywell Launches the Universal Thin Client Operating System.....	12
Changes Made to System Inventory Portal Access.....	12
System Inventory Tool R300.1 Offered.....	14
What is SIT and Why is it Needed?.....	17
Is the System Inventory Tool Safe for Use with Control Systems?.....	20
HPS Priority Notifications.....	22
Products Revisions and Support Status.....	23

Subscribe to HINTS

Login to www.HoneywellProcess.com. Go to Support > **Search Knowledge Base** and click on [System HINTS](#) under Latest Newsletters. In the page that opens, click on [Subscribe to Support Newsletters \(System HINTS\)](#)

The Search Knowledge Base page allows you to search our Knowledge Base with many technical support-related articles. So, if you need technical assistance, try the Knowledge Base first!



More Support Online (login)

You can also [create a Support Request online](#). Monitor your Support Request cases by visiting the [Request Help](#) page. For all other support queries, please [contact our Customer Contact Center](#).

For questions or comments related to the HINTS newsletter, please write to [HPS System HINTS](#).

C200/C200E Controller Lifecycle Status Change and Update

This is an important notification for all the C200/C200E controller install base customers that Honeywell is transitioning the C200/C200E platform from 'Legacy' to 'Phase out' lifecycle phase from 31 December 2020 In accordance with the HPS support policy for "Control, Safety and Monitoring systems".

Since the October 2015 announcement regarding the C200/C200E, solutions have been deployed to help effectively upgrade and migrate your system.

The following are key points to consider for C200/C200E systems:

1. Sale Withdrawal for New Installations and Expansions for C200/C200E was announced in 2015.

The product continues to receive selected level of support including supply of spare and Certified Recycled Parts based on best efforts. No new enhancement or functionality has been added, since this announcement.

2. On December 31, 2020 C200/C200E will be transitioned to Phased-out lifecycle phase.

3. Most Series A I/O will be supported under Legacy lifecycle phase until 2022 based on best efforts.

This includes the ability for the Series A I/O to co-exist with and be replaced by the equivalent 1756 I/O as highlighted in [Control Hardware Installation guide](#) (chapter 7 &16). Selected Series A I/O are in phase out life cycle based on supplier availability. The latest supported and qualified replacements of obsolete Rockwell modules are also mentioned in the Control Hardware Planning guide.

4. There are no current plans to discontinue Experion releases and TAC support for C200/C200E.

There are now three general types of C200/C200E upgrades available:

C200/C200E to C300 with Process Manager I/O (PMIO) - Solution and kits available today

Description: C200/C200E systems that are connected to PMIO

Upgrade Approach: A C200 to C300 upgrade kit has been designed to allow for a simple hardware upgrade without requiring additional space. The C200 controller chassis can be replaced with a redundant C300 controller that has been modified to fit in the space of a single C200/C200E chassis. Graphics remain the same. Each C200/C200E controller can be migrated individually, allowing the system to be gradually converted to C300. By upgrading to the C300, this solution can retain IO modules and field wiring, keep graphics unmodified, allow control strategies to be migrated with little or no change, and allows the system to be gradually converted to C300. The supervisory network must be upgraded to Fault Tolerant Ethernet. The upgrade procedure may be conducted while the system remains online.

C200/C200E to C300 with Series A (Chassis) IO - Solutions and kits available today.

Description: Any system that uses Series A I/O modules, often in remote (downlink) chassis.

Upgrade Approach: The C200/C200E controller will be replaced with the C300 controller, in a manner that leaves IO modules in place and untouched. CNI communication cards in IO chassis will be replaced by FTE Bridge which will be used to communicate the Series A IOs to the C300s. Series A IOs will be untouched. We have an expert team of individuals that can help with this type migration scenario. Each migration will have subtle differences so it is important to engage our teams to assess the system requirements and a tailored migration approach can be designed.

Important Notice: FTEB module is in 'Full Support' lifecycle stage and there are no plans to discontinue this module until further notice.

C200/C200E to UOC/vUOC with Series A (Chassis) IO - Solution and kits available today.

Description: Any system that uses Series A I/O modules

Upgrade Approach: The C200/C200E controller will be replaced with the new UOC/vUOC controller. UOC controller can be connected using Star or Ring topology, it can communicate over the EthernetIP (EIP) protocol or CIP Pass through. Customers can choose the suitable topology and use the UOC as replacement to the C200/C200E controller. Series A IOs will be untouched. We have an expert team of individuals that can help with this type migration scenario. Each migration will have subtle differences so it is important to engage our teams to assess the system requirements and a tailored migration approach can be designed.

Please contact your account manager for more details.

The following parts are affected by this announcement:

Model Number	Description	Model Number	Description
1756-DNB	DEVICENET BRIDGE/SCANNER MODULE	TC-ORC161	RELAY OUTPUT 16 NO
1756-DNB/A	DEVICENET BRIDGE/SCANNER MODULE	TC-PBFO01	CONTROLNET REPEATER ADAPTER HAZ 1

1757-CN2FF	ALLEN-BRADLEY FIELDBUS LINKING DEVICE
SST-PB3-CLX	PROFIBUS INTERFACE MODULE
TC-CCN011	CN INTERFACE SINGLE MEDIA
TC-CCN012	CN INTERFACE SINGLE MEDIA
TC-CCN013	CONTROLNET INTERFACE, SINGLE MEDIA
TC-CCN014	CONTROLNET INTERFACE, SINGLE MEDIA
TC-CCR011	CN INTERFACE REDUNDANT MEDIA
TC-CCR012	CN INTERFACE REDUNDANT MEDIA
TC-CCR013	CONTROLNET INTERFACE REDUNDANT MEDIA
TC-CCR014	CONTROLNET INTERFACE REDUNDANT MEDIA
TC-CEN011	Ethernet Module, 10/100 Mb
TC-CEN021	Ethernet Module, 10/100 Mb
TC-CENF21	Ethernet Fiber Module, 10/100 Mb
TC-FCCN01	CONTROLNET ADAPTER
TC-FCCR01	DUAL MEDIA CONTROLNET ADAPTER
TC-FFIF01	Fieldbus Interface Module
TC-FXX041	4 SLOT RACK
TC-FXX042	4 SLOT CHASSIS 13 AMP
TC-FXX071	7 SLOT RACK
TC-FXX101	10 SLOT RACK
TC-FXX102	10 SLOT CHASSIS 13 AMP
TC-FXX131	13 SLOT RACK
TC-FXX132	13 SLOT CHASSIS 13 AMP
TC-FXX171	17 SLOT RACK

TC-PCIC01	Cnet Intrfc. Mod. for PC
TC-PCIC01K	ControlNet Interface Card (PCI bus) R320 Kit
TC-PCIC02	ControlNet Interface Module, PCI bus
TC-PGCN11	CONTROLNET GATEWAY REDUNDANT MEDIA HAZ 1
TC-PIA081	ANALOG INPUT 8 POINT HAZ 1
TC-PIB161	DIGITAL INPUT 16 POINT HAZ 1
TC-PIF021	FREQUENCY INPUT 2 POINT HAZ 1
TC-PIL081	TEMPERATURE INPUT 8 POINT HAZ 1
TC-PNX021	C100 CONTROL PROCESSOR
TC-POA081	ANALOG OUTPUT 8 POINT HAZ 1
TC-POB041	DIGITAL OUTPUT 4 POINT HAZ 1
TC-PRR021	REDUNDANCY MODULE
TC-PRS021	C200 CONTROL PROCESSOR
TC-RPA001	CONTROLNET REPEATER ADAPTER FIBER OPTIC
TC-RPA002	ControlNet Modular Adapter Fiber Module
TC-RPFM01	CONTROLNET REPEATER FIBER OPTIC (3000M)
TC-RPFS01	CONTROLNET REPEATER FIBER OPTIC (300M)
TK-CCN014	CONTROLNET INTERFACE, SINGLE MEDIA COATED
TK-CCR012	CN INTERFACE REDUNCANCY MEDIA COATED
TK-CCR013	CONTROLNET INTERFACE, REDUNDANT MEDIA COATED
TK-CCR014	CONTROLNET INTERFACE REDUNDANT MEDIA COATED
TK-CEN011	ETHERNET MODULE 10MB COATED
TK-CEN021	Ethernet Module, 10/100 Mb, coated
TK-CENF21	Ethernet Fiber Module, 10/100 Mb, coated

TC-FXX172	17 SLOT CHASSIS 13 AMP
TC-FXX72	7 SLOT CHASSIS 13 AMP
TC-HAI081	(CIOM-A) HART AI Module (8)pt
TC-HAO081	(CIOM-A) HART AO Module (8)pt
TC-IAH061	AI 6 PT 4-20MA/10V
TC-IAH161	AI 16PT 4-20MA/10V NON-ISOLATED
TC-IDA161	AC INPUT 120 VAC 16 PT
TC-IDA321	AC INPUT 120VAC 32PT
TC-IDD161	DC INPUT 24VDC 16 PT
TC-IDD321	DC INPUT 24VDC 32PT
TC-IDJ161	DC IN 24 VDC 16 PT ISOLATED
TC-IDK161	AC IN 120VAC 16 PT ISOLATED
TC-IDW161	AC IN 220 VAC 16 PT ISOLATED
TC-IDX081	AC IN 120VAC 8 PT DIAGNOSTICS
TC-IDX161	DC IN 10-30 VDC 16 PT DIAGNOSTICS
TC-IOLI01	I/O Link Interface
TC-IXL061	THERMOCOUPLE INPUT 6 PT
TC-IXL062	CIOM-A T/C module (not coated)
TC-IXR061	RTD INPUT 6 PT
TC-MDP081	PULSE INPUT 8 CHANNEL IN/2 CHANNEL OUT
TC-MUX021	SERIAL INTERFACE MODULE 2 CHANNEL
TC-OAH061	AO 6 PT 4-20MA
TC-OAV041	AO 4PT 4-20MA/10V NON-ISOLATED
TC-OAV061	AO 6 PT 10V
TC-OAV081	AO 8PT 4-20MA/10V NON-ISOLATED
TC-ODA161	AC OUTPUT 120/220VAC 16PT
TC-ODA321	AC OUTPUT 120VAC 32PT
TC-ODC081	AC OUTPUT 120/220 VAC 8PT
TC-ODD081	DC OUTPUT 24VDC 8 PT
TC-ODD161	DC OUTPUT 24VDC 16 PT E-FUSED

TK-FFIF01	Fieldbus Interface Module, Coated
TK-FXX101	10 SLOT RACK COATED
TK-FXX102	10 SLOT CHASSIS 13 AMP COATED
TK-FXX131	13 SLOT RACK COATED
TK-FXX132	13 SLOT CHASSIS, 13 AMP COATED
TK-HAI081	(CIOM-A) HART AI Module (8)pt, coated
TK-HAO081	(CIOM-A) HART AO Module (8)pt, coated
TK-IAH061	Analog In, 6 pt (4-20ma & 10v), coated
TK-IAH161	Analog In, 16 pt, coated
TK-IDA161	120vac, 16 pt, coated
TK-IDB321	DIGITAL INPUT, 120 VAC 32 PT COATED
TK-IDD321	24vdc, 32 pt, coated
TK-IDJ161	24vdc, 16 pt (isolated), coated
TK-IDK161	120vac ,16 pt (isolated), coated
TK-IDW161	220vac, 16 pt (isolated), coated
TK-IDX081	120vac, 8 pt (diagnostic), coated
TK-IDX161	10 - 30vdc, 16 pt (diagnostic), coated
TK-IOLI01	I/O Link Interface
TK-IXL061	Thermocouple Input, 6 pt, coated
TK-IXL062	CIOM-A T/C module (coated)
TK-IXR061	RTD Input, 6 pt, coated
TK-MDP081	Pulse Input Module, Coated
TK-MUX021	Serial Input Module, Coated
TK-OAH061	Analog Output, 6 pt (4-20ma), coated
TK-OAV061	Analog Output, 6 pt (10v), coated
TK-OAV081	Analog Output, 8 pt (non-isolated), coated
TK-ODA161	120/220vac, 16 pt, coated
TK-ODD321	24vdc, 32 pt, coated
TK-ODJ161	24vdc, 16 pt (isolated), coated
TK-ODK161	120/220vac, 16 pt (isolated), coated

TC-ODD321	DC OUTPUT 24VDC 32PT
TC-ODE081	DC OUTPUT 48VDC 8 PT
TC-ODF081	DC OUTPUT 125VDC 8 PT ISOLATED
TC-ODK161	AC OUTPUT 120/220VAC 16 PT
TC-ODX081	AC OUTPUT 120 VAC 8 PT DIAG
TC-ODX161	DC OUTPUT 10-30 VDC 16 PT DIAG
TC-ORC081	RELAY OUT 8 NO & 8 NC

TK-ODX081	120vac, 8 pt (diagnostic), coated
TK-ODX161	10 - 30vdc, 16 pt (diagnostic), coated
TK-PRR021	REDUNDANCY MODULE COATED
TK-PRS021	C200 CONTROL PROCESSOR, COATED
TK-PRS022	C200E Control Processor
TK-ZLCSR1	LIOM Module

ControlEdge RTU Non-redundant Controller Life Cycle Announcement

SC-UCMX01

SC-UCMX02



ControlEdge RTU comes with a collection of hardware – non-redundant controller, redundant controller, Expansion I/O module, and in this way can address wider applications.

In Release 160, we introduced a new non-redundant controller, SC-UCMX02, with enhanced memory and security features. With this new introduction, we will be able to offer more features and target a broader market. Key features offered in the new non-redundant controller (SC-UCMX02) are mentioned below:

Key Features:

- From R160 going forward, non-redundant controllers have built-in security. No extra modules like firewalls are required. We provide secure communication through authentication and encryption. Our controllers (redundant & non-redundant) are ISAsecure Level 2 certified. Honeywell is the first in the market to have an ISA secure certified device for remote installations, no other vendor's remote controllers are certified for Level 2.
- With more enhanced memory, many protocol additions and enhancements are possible. To name a few: DNP3 multi-master support, DNP3 Master SA V5 (R171), MQTT/IEC60870 addition in R170/R171.

- Static routing to help multiple SCADA systems on different subnets to connect to RTU
- Bulk firmware upgrade
- Bulk configuration
- More memory to store project files locally

It is pertinent to mention here that with the introduction of new non-redundant controller SC-UCMX02, our old non-redundant controller SC-UCMX01 will move into the legacy phase of the life cycle (with support for 10 years).

For all customers with existing installed base of SC-UCMX01 who are willing to use the new exciting features of SC-UCMX02, they can use upgrade kits available to order at competitive prices.

Upgrade Kit for SC-UCMX01 to SC-UCMX02 (SC-ZRTU01)

Starting in August 2020, we will be offering this upgrade kit to help customers using the older non-redundant controller to upgrade to the new controller at discounted prices based on their SESP contracts.

Contents of the Kit (SC-ZRTU01)

- Trade-in instructions for upgrade kits
- Replacement instructions
- SC-UCMX02

Eligibility for Upgrade

- Any customer using the older non-redundant controller will be eligible for this upgrade kit
- Upon receiving this kit, customer must return the old controller as per the accompanying return instruction document

What Does This Mean for SC-UCMX01?

- It will not be offered to greenfield projects
- For now, it will still be manufactured and offered to brownfield cases where spares are needed or installations need to be expanded
- It will still support all previous firmware release versions (R140, R150, R151)

Things to Consider

- This only affects non-redundant controllers
- No firmware upgrades to R160 and onwards from old controller SC-UCMX01 are possible
- No firmware downgrades from new controller SC-UCMX02 (at R160+) are possible
- I/O modules remain unaffected
- Latest version of ControlEdge Builder (R160+) can support new and old controller*

** This is for those scenarios where a site has both new and old non-redundant controllers and they don't have to use two different versions of ControlEdge Builder to configure their projects.*

Compatibility Matrix for SC-UCMX01 & SC-UCMX02

Hardware	Can Run Firmware R110-151	Can Run Firmware R160+
SC-UCMX01	Yes	No
SC-UCMX02	No	Yes

ControlEdge Builder Release	Can Create a New Project for SC-UCMX01	Can Modify and Maintain SC-UCMX01 with an Existing Project	Can Create a New Project for SC-UCMX02	Can Modify and Maintain SC-UCMX02 with an Existing Project
R110-151	Yes	Yes	No	No
R160+	Yes	Yes	Yes	Yes

Scenarios to Quote SC-UCMX01

- Installations running with controllers on R140, R150, R151 (Brownfield)—Spares
- Installations running with controllers on R140, R150, R151 (Brownfield)—Expansion

Scenarios to Quote SC-UCMX02

- New installations (Greenfield)
- Replacement of old controllers with new ones (Brownfield), spares and expansions (SC-UCMX02 can be used as a direct replacement of SC-UCMX01). Please use upgrade instructions sheet.

PRODUCT CHANGE ANNOUNCEMENT: Integrated Automation Assessment No Longer Offering the Enhanced Version of the IAA Report

The Enhanced IAA report option has been discontinued as of September 30, 2020.

What is the Integrated Automation Assessment?

Honeywell Integrated Automation Assessment (IAA) for Experion PKS and TotalPlant Solution (TPS) system owners provides a complete and detailed system performance analysis of the health, performance and supportability of the automation infrastructure assessment using data analytics, best practice benchmarking and expert analysis.

Included with A360 and available as a standalone service, the integrated automated assessment output is reviewed by a Honeywell expert who delivers a report with results and recommendations to the customer in a face-to-face meeting.

For Any Customers Who Want Loop/Alarm Reporting, Honeywell Offers

- Control Performance Monitoring (CPM) in the cloud for loop monitoring (LoopScout equivalent)
- Dynamo M&R for alarm monitoring and alarm metrics (AlarmScout equivalent, but offers more)

Changing the Experion Windows MNGR Password When Using OPC UA (Client or Server)

The Experion OPC UA SCADA channel was introduced in Experion R510, while the Experion OPC UA OPC server was introduced in Experion R511. Both the Experion OPC UA SCADA channel and Experion OPC UA sever use OS certificates for secure communications to and from third-party OPC UA components. The Windows MNGR user account is linked to OPC UA certificates used at runtime by the OPC UA SCADA channel and the Experion OPC UA sever.

Currently, the Experion utility used to change passwords does not handle the Windows certificate correctly when changing the MNGR user password.

Changing the Windows MNGR user account password would require extra steps to update the Windows certificates.

Article 120539 provides the updated procedure to change the Windows MNGR password when using OPCUA on Experion R51x.

Note this article does not apply to Experion systems using OPC DA/AE/HDA.

Product Withdrawal Announcement : Safety Manager Controller & IO chassis

Overview

This is a product withdrawal notice for the Safety Manager Controller and IO chassis type FS-CPCHAS-0001, FC-IOCHAS-0001R and FC-IOCHAS-0001S, which are replaced by the Controller and IO chassis type FS-CPCHAS-0003, FC-IOCHAS-0003R and FC-IOCHAS-0003S.

The new CP- and IO chassis have new 5VDC and Watch Dog connectors, therefore the power distribution cables FS-PDC-IOR05 and FS-PDC-IOS05 are replaced by FS-PDC-IOR05A and FS-PDC-IOS05A.

Withdrawal Date

The hardware parts mentioned in this announcement are withdrawn from the Safety Manager product line since November 1st, 2020.

Reasons for Withdrawal

The FS-CPCHAS-0001, FC-IOCHAS-0001R and FC-IOCHAS-0001S have components which are obsolete.

Parts Ordering

The FS-CPCHAS-0001, FC-IOCHAS-0001R and FC-IOCHAS-0001S chassis will not be produced and are not available from stock anymore. The obsolete chassis are replaced by the new FS-CPCHAS-0003, FC-IOCHAS-0003R and FC-IOCHAS-0003S.

The power distribution cables FS-PDC-IOR05 and FS-PDC-IOS05 will remain available as spare parts.

Product Summary

Current withdrawn parts

The table below lists the chassis that have been withdrawn:

SAP material number	Rev	SAP Material Description
FS-CPCHAS-0001	11	CHASSIS FOR CONTROL PROCESSOR
FC-IOCHAS-0001R	11	CHASSIS FOR REDUNDANT I/O MODULES CC
FC-IOCHAS-0001S	11	CHASSIS FOR NON-REDUNDANT I/O MODULES CC

Replacement

Replacement for withdrawn FS-CPCHAS-0001, FC-IOCHAS-0001R and FC-IOCHAS-0001S chassis


The table below lists the replacement for the withdrawn chassis and new power distribution cables which are required for the 5VDC and Watch Dog distribution:

SAP material number	Rev	SAP Material Description
FS-CPCHAS-0003	11	CHASSIS FOR CONTROL PROCESSOR
FC-IOCHAS-0003R	11	CHASSIS FOR REDUNDANT I/O MODULES CC
FC-IOCHAS-0003S	10	CHASSIS FOR NON-RED. I/O MODULES CC
FS-PDC-IOR05A	10	POWER DISTR.CABLE IOCHAS-0003R 5VDC WD
FS-PDC-IOS05A	10	POWER DISTR.CABLE IOCHAS-0003S 5VDC WD

To be able to connect the new CPCHAS-0003 to the new IO chassis (FC-IOCHAS-0003R and / or FC-IOCHAS-0003S) the following additional part (FC-PDB-IO05) is required:



The connection between CPCHAS-0003, FC-PDB-IO05, FC-IOCHAS-0003R and FC-IOCHAS-0003S is shown in the below picture:



Existing Safety Manager users

If required, the IO of existing Safety Manager systems can be extended by using the new FC-IOCHAS-0003R and / or FC-IOCHAS-0003S.

In the unlikely case a CP or an IO chassis of an existing Safety Manager system need to be replaced, this is possible by using the new chassis types.

If one or both above cases are applicable, please contact your local Honeywell service organization for guidance.

Related Documentation

- Safety Manager Hardware Reference

Ordering & Order Placement

Orders need to be placed via your regional HPS Hubco or your local HPS ISLC.

Lead Time

Normal lead time is 7 working days.

Questions & Contacts

Should you have any further questions, do not hesitate to contact

Honeywell Safety Management Systems

Offering Management Safety Systems

Honeywell Launches the Universal Thin Client Operating System

Honeywell is pleased to announce the release of the Universal Thin Client Operating System, a Honeywell-customized, security-hardened Linux distribution which has been specifically developed for use with Experion PKS. The initial release of this product provides:

- Comprehensive central management capabilities
- Connectivity for up to four displays
- IKB/OEP peripheral support
- Furniture support for the Honeywell Classic, Z/EZ, and ICON Consoles

The Universal Thin Client operating system is available as an option for new Wyse 5070 thin clients purchased from Honeywell, and an upgrade kit is also available for conversion of previously installed Honeywell 5070 and Z90 thin client hardware variants. Future support is intended for FTE and Orion Console integration.

For more information, refer to the [HPS Virtualization Specification](#) or contact your local Honeywell account team..

Changes Made to System Inventory Portal Access

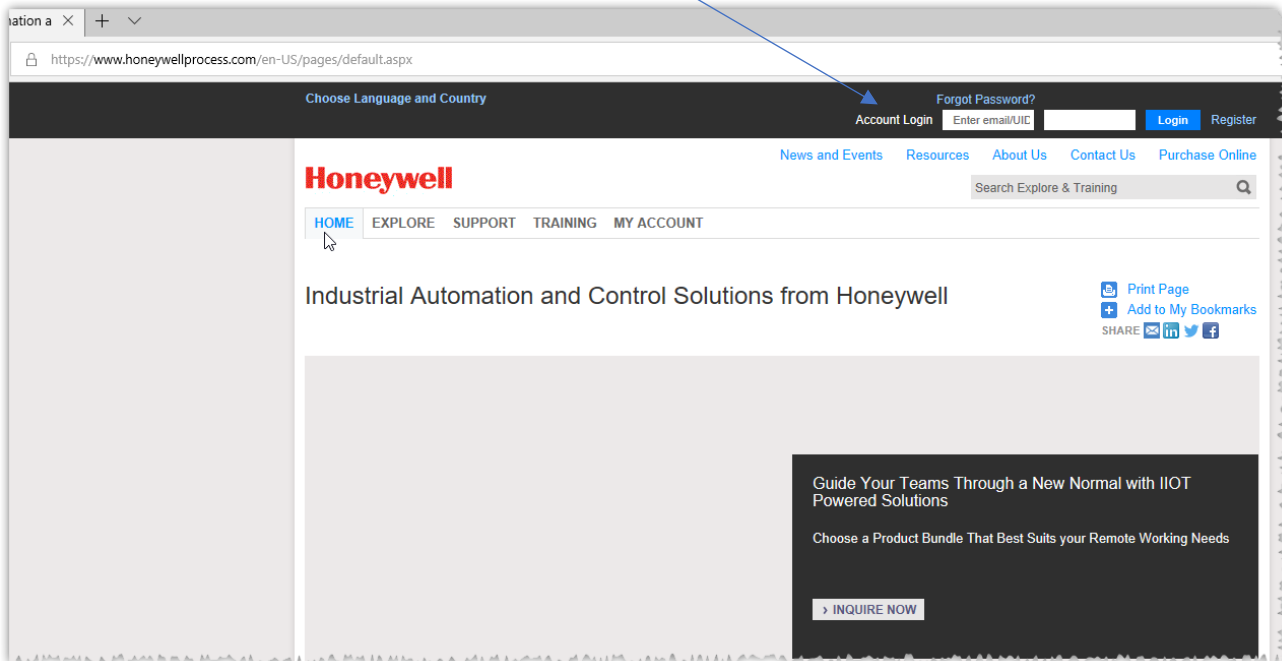
On June 5, 2020, a change was implemented to the login process for the Honeywell Process Solutions website that affects how users access services such as Support, System Inventory, Assurance 360, Migration Assistant, Spare Parts Online (Buy Now) eCommerce, and the Channel Partner Portal. Honeywell IT made these changes in order to maintain the highest level of security in our online services.

What Changed?

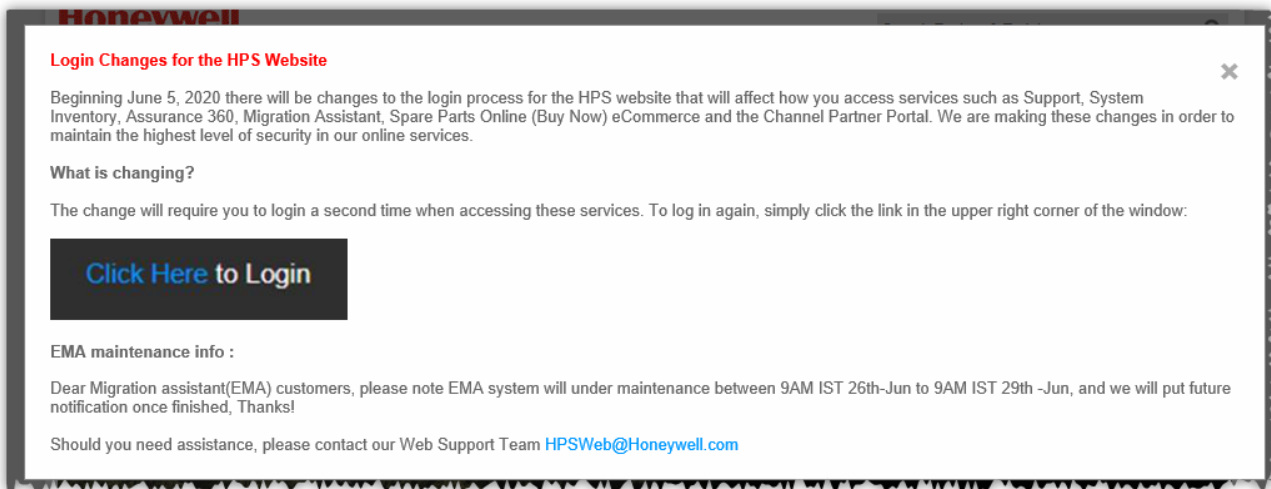
The change requires the user to login a second time when accessing services. Should assistance be required, please contact the Honeywell Web Support Team at HPSWeb@Honeywell.com.

Logging into the portal now requires the following process:

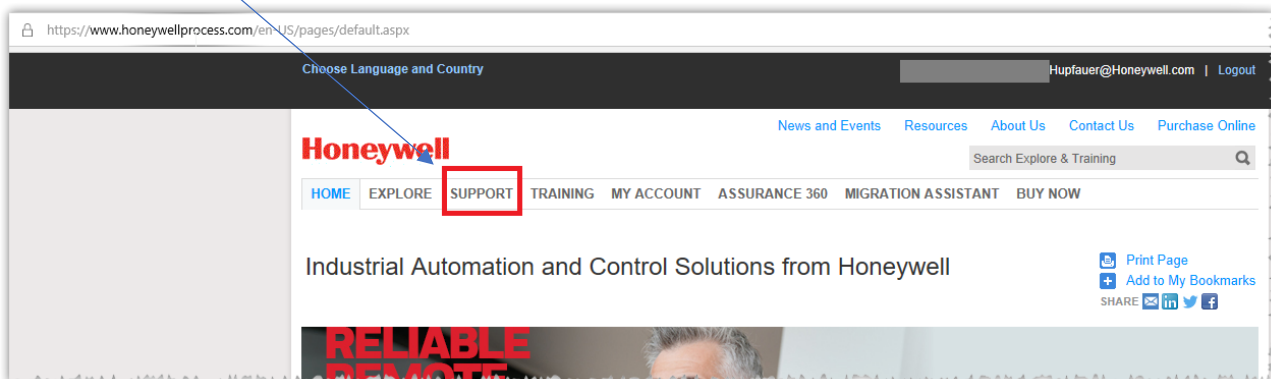
1) Go to www.honeywellprocess.com and login:



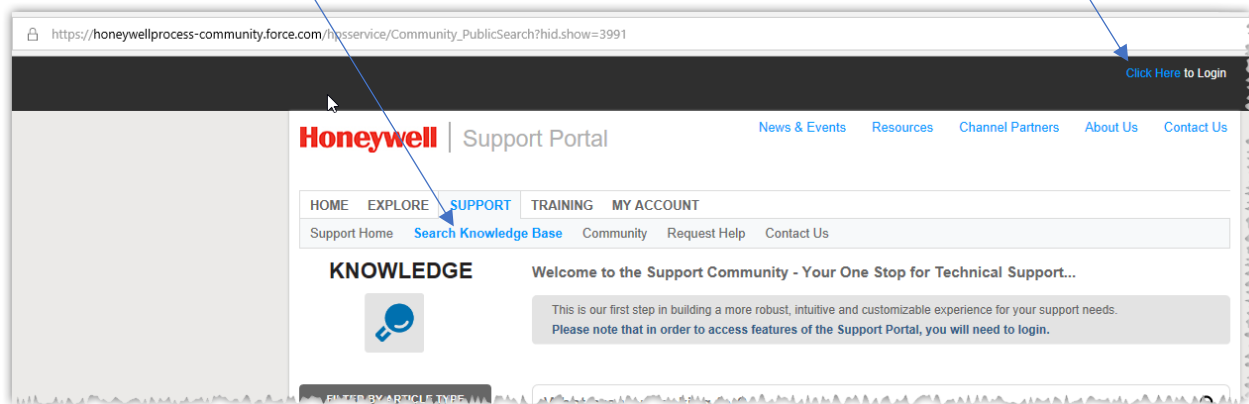
2) After login, user sees this message:



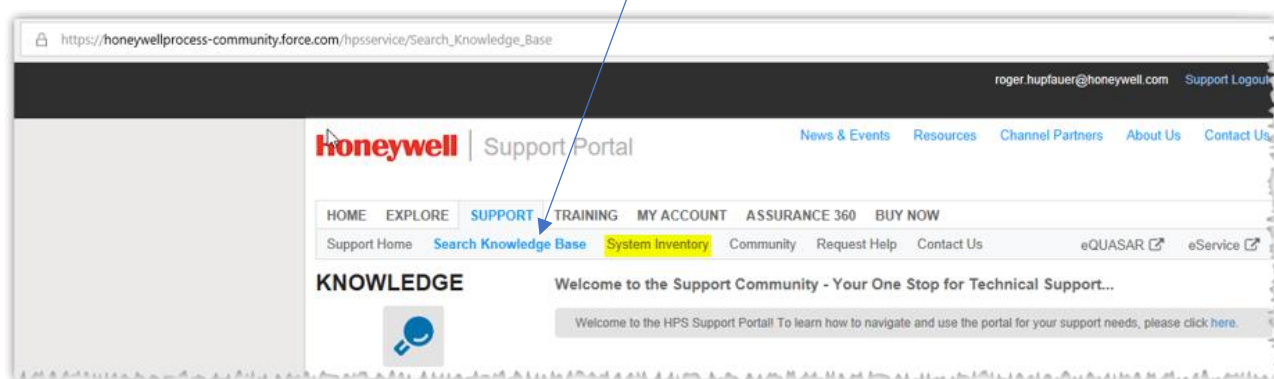
3) Select Support:



4) Notice the submenu appears; however, the user is no longer logged in. The user must login again...this is AS DESIGNED:



5) After logging in for the second time, System Inventory appears.



System Inventory Tool R300.1 Offered

The System Inventory Tool (SIT) R300.1 is now offered for download from the System Inventory Tool Landing Page. This self-service tool can be installed on Experion PKS R400.8 or newer systems to scan the inventory details of the entire system, including the network, Cisco switches and associated nodes at predefined intervals. The tool generates an inventory file that users upload to the Support Portal to see their inventory details in a logical and graphical overview. The inventory file is also employed to support Honeywell's automated online contract renewal process.

Provided at no cost for all Honeywell customers, both contracted and non-contracted, the SIT runs in the background and will not impact control system performance.

Once the SIT has completed its scan, a .cab file is created and then either the Honeywell technician or the customer uploads the inventory file to the System Inventory Portal. The portal will display the licensed software sourced from Honeywell, shipped hardware sourced from Honeywell, and inventoried asset data collected by the System Inventory Tool.

New with R300.1:

- Advanced solution support on Level 3 (L3)
- Additional support for QCS
- Support for Experion PMD
- Collect inventory for all network switches supported by Experion

- Improvements to the diagnostic tools to quickly detect and report on SIT failures (includes SAT and device discovery)
- Reworked device discovery
- Progress meter during the collection phase
- Profit Suite (APC) support
- Control Performance Monitor CX support
- Control Performance Monitor standard support
- Profit Blending Suite support
- Profit Movement Suite support
- DynAMo Alarm Management Suite support
- Uniformance Asset Sentinel support
- Matrikon OPC Servers support (see **Appendix A** for full list)
- UniSim Competency Suite support on L3

Appendix A

Matrikon Data Manager
 Matrikon Desktop Historian
 Matrikon OPC Server for GE Turbines
 Matrikon OPC Funnel
 Matrikon OPC Security Gateway
 Matrikon OPC Server for Allen Bradley
 Matrikon OPC Server for APACS Direct
 Matrikon OPC Server for BACNet
 Matrikon OPC Server for Bailey DCS [Infi 90]
 Matrikon OPC Server for Citect
 Matrikon OPC Server for Foxboro DCS
 Matrikon OPC Server for GDA [ODBC]
 Matrikon OPC Server for GE PLCs
 Matrikon OPC Server for IEC 61850/61400-25
 Matrikon OPC Server for IP21
 Matrikon OPC Server for Johnson Controls N2
 Matrikon OPC Server for KNX
 Matrikon OPC Server for LonWorks LNS
 Matrikon OPC Server for MarkV Direct
 Matrikon OPC Server for MarkVI Direct
 Matrikon OPC Server for Mitsubishi PLCs
 Matrikon OPC Server for Modbus
 Matrikon OPC Server for Moore APACS (API)
 Matrikon OPC Server for Omni Flow Computers
 Matrikon OPC Server for Omron
 Matrikon OPC Server for OpenBSI
 Matrikon OPC Server for ProRAE
 Matrikon OPC Server for Provox (Direct)
 Matrikon OPC Server for ROC
 Matrikon OPC Server for RS3 RNI
 Matrikon OPC Server for SCADA DNP3
 Matrikon OPC Server for SCADA IEC 60870
 Matrikon OPC Server for SCADA Modbus
 Matrikon OPC Server for SCADA MOSCAD
 Matrikon OPC Server for Siemens PLCs

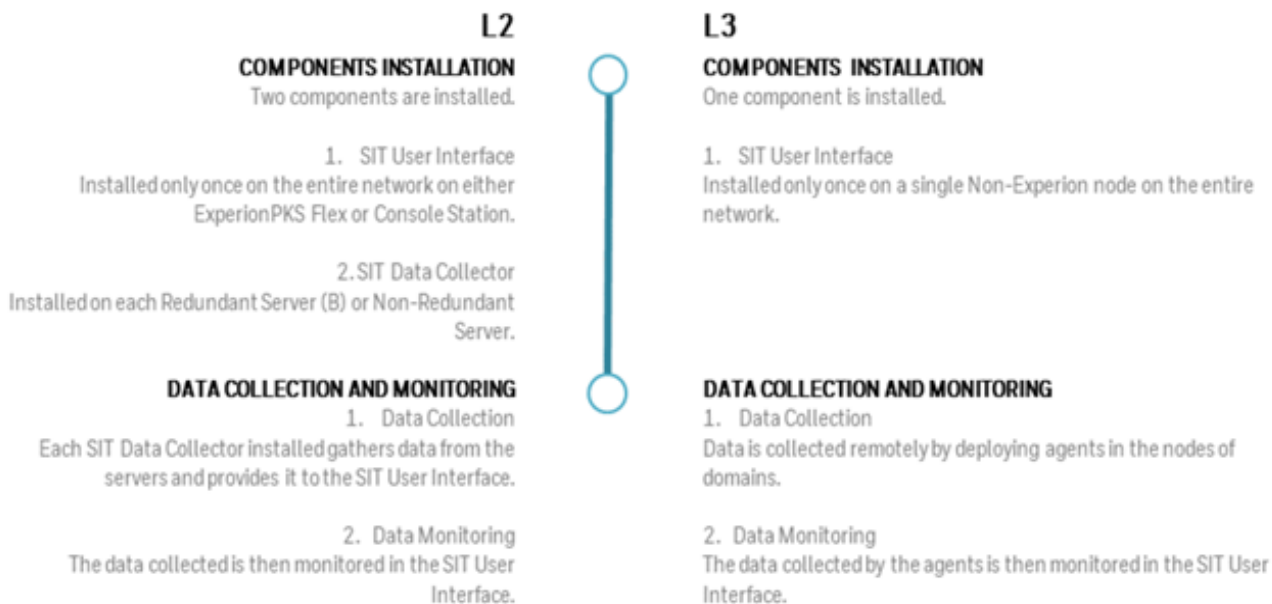
- Matrikon OPC Server for SNMP
- Matrikon OPC Server for Vestas
- Matrikon OPC Server for Wonderware InSQL (Wonderware Historian)
- Matrikon OPC Server for Wonderware Intouch
- Matrikon ORB
- Matrikon OPC UA Tunneller - UA Proxy Component / UA Proxy
- Matrikon OPC UA Tunneller - UA Wrapper Component / UA Wrapper

Installation

The SIT R300.1 is a standalone installation, and therefore not integrated with the Experion R511 media package. While the SIT can be installed on Level 2 (L2) and Level 3 (L3), the installation and configuration on both levels are independent of each other. As such, users can choose to install the tool on either or both levels, depending on their control system requirements.

Functionality of SIT on L2 and L3

Key features & differences on both levels



Information for R230 Users

Users who have installed the R230.1, R230.2 or R230.3 versions of the SIT should upgrade to R300.1 to ensure they have the latest support from Honeywell (unless they are currently running Experion R3xx.x), which is not supported by SIT R300.1). During the upgrade, their current SIT configuration will be retained.

Experion Compatibility

SIT Version	Supported Experion Version
R200.1	R301, R310, R400 and R430
R200.2	R301, R310, R400 and R430
R200.3	R301, R310, R400 and R430
R210.1	R3xx.x to R510
R210.2	R3xx.x to R510
R220.1	R3xx.x to R510
R230.1	R3xx.x to R510
R230.2	R3xx.x to R510
R230.3 (SIT patch must be installed on 32bit systems after R230.3 installation)	R400.8 to R511
R300.1	R400.8 to R515

QCS Compatibility

QCS Architecture Version	Experion PKS Layer	System Inventory Tool Release Support
RAE1xx	None	
RAE2xx	None	
RAE3xx	None	
RAE4xx	R101/201/210	No support
RAE5xx	R300/301/310/311	No support
R6xx	R 400.8	R300.1
R7xx	R5xx	R300.1

What is SIT and Why is it Needed?

Overview

The System Inventory Tool (SIT) provides a comprehensive system inventory documentation solution to support Honeywell's contract renewal process. The tool enables our customers to complete their yearly contract renewal online through an automated system, better manage risk, prepare for any migrations, and ensure compliance and continuous evolution of their control system.

The SIT collects asset data, which is then hosted in a secure Honeywell data center where the customer can view all their control system asset information (both hardware and software) through the System Inventory Portal. And, best of all, the tool is provided free of charge by Honeywell for all contracted and non-contracted sites and does not require an SESP contract or Assurance 360 service agreement.

Automated Online Contract Renewals and More

The SIT was developed to support online contract renewals. Gone are the days of the laborious task of manually reviewing contract renewal worksheets, trying to track changes via emails and phone calls, and providing results in a timely manner. No more lost notes or questions such as, "What did we do last year?" All updates and notes regarding asset quantities will be captured in the tool and carried forward year over year, making future contract renewals faster and easier.

But contract renewals are just once a year—what else can you do with the tool?

Better Management of Risks

With the SIT, users have the ability to see all control system assets by each MSID in the Honeywell System Inventory Portal. With this view, product support status is shown for each asset. Do you know if the control system is using outdated equipment or assets no longer supported by Honeywell? Finding answers like this is just a mouse click away in the portal.

When you can see all equipment in a single view via the online portal, you know exactly what hardware and software are running, what is outdated and where improvements could be made—thus better managing risk.

Compliance and Continuous Evolution of Control Systems

With the asset topology feature found in the System Inventory Portal, users have insight into the hardware components in each control system, thus avoiding lengthy delays to gather the right information when the system needs to be supported or expanded.

Today, control systems are more complex than ever before and there is limited information on how the different components need to interact. When the entire system can be visualized in one view, it increases awareness that leads to better decision-making.

Migrations

Customers have a budget for a migration, and in many cases it's "use it or lose it." So, how will they know where best to invest in their control system?

As a user, can you quickly review every MSID design, topology and product support status for every asset? If you've uploaded your inventory asset data file to the System Inventory Portal, all this and more are just a mouse click away. And did we mention it's free? That's right—Honeywell offers this to all our customers at no cost. No contract or service plan of any kind is required.

Quickly Locate Assets

All assets are listed by Site > MSID and user-defined system names, and because each system name is assigned to its respective MSID, finding systems is easy—even if you don't know the MSID name.

What Can the Collected Asset Data Tell You?

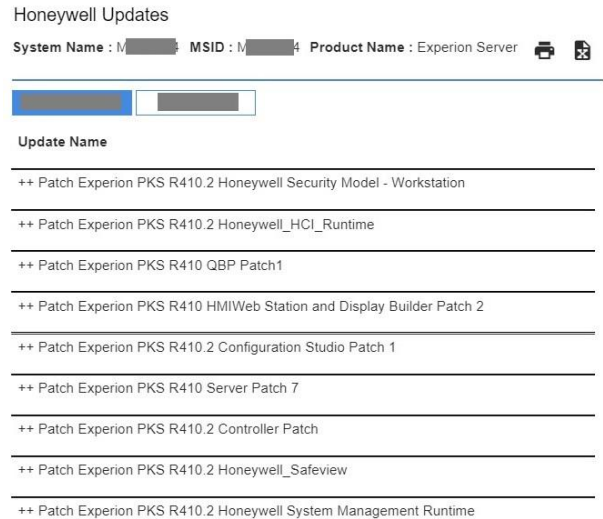
Keeping track of the patches and updates installed on servers and stations can be a time-consuming task. It requires logging into each server or node and checking through the control panel to see which patches and updates have been installed.

Now, if you've run the SIT and uploaded an asset inventory file to the portal, just click on the server or console station and a complete list of all installed applications, patches and updates will be displayed in an easy-to-read table.

Need to find out which version of boot firmware is installed on a C300 controller? Just click on the MSID, select the controller and a table will display everything you need to know. Want even more flexibility? Export the data to an Excel spreadsheet and sort it or create a pivot table for convenient viewing.

What Data Does the Tool Collect?

The SIT is designed to capture details of the existing system hardware and software versions, including servers, stations, controllers, I/O modules, node details, installed applications, and switch models.



The screenshot shows a web interface titled "Honeywell Updates". At the top, it displays "System Name : M...", "MSID : M...", and "Product Name : Experion Server". Below this is a search bar and a section titled "Update Name". A list of updates follows, each with a double plus sign icon and a description:

Update Name
++ Patch Experion PKS R410.2 Honeywell Security Model - Workstation
++ Patch Experion PKS R410.2 Honeywell_HCI_Runtime
++ Patch Experion PKS R410 QBP Patch1
++ Patch Experion PKS R410 HMIWeb Station and Display Builder Patch 2
++ Patch Experion PKS R410.2 Configuration Studio Patch 1
++ Patch Experion PKS R410 Server Patch 7
++ Patch Experion PKS R410.2 Controller Patch
++ Patch Experion PKS R410.2 Honeywell_Safeview
++ Patch Experion PKS R410.2 Honeywell System Management Runtime

How Can You View Your Data?

The System Inventory Portal allows customers and certain Honeywell account managers to see their account asset data. Within the portal, users can see all servers, stations, controllers, nodes, and switch hardware, as well as detailed information about each.

Depending on which asset they're viewing, they can see the serial number, F/W, BIOS, installed software, support status, and much more.

To access the portal, go to honeywellprocess.com/support and login with the same credentials used when you registered.

Not registered? No problem! Registration is free and takes less than a minute. Once you are registered, login and select the Support tab, then select the System Inventory tab.

Series C I/O

System Name : M[REDACTED] MSID : M[REDACTED]

IO Link	Name	Model	Slot/Card#	Hardware Revision	Boot FW	App FW	Serial
236IOLINK_1A	DI_HV_23	CC-PDIH01	23A	C	04.01.03	04.01.08	[REDACTED] 3
236IOLINK_1A	DI_HV_19	CC-PDIH01	19A	C	04.01.03	04.01.08	[REDACTED] 5
236IOLINK_1A	DO_24B_33	CC-PDOB01	33A	G	04.01.03	04.01.08	[REDACTED] 1
236IOLINK_1A	DO_24B_32	CC-PDOB01	32A	G	04.01.03	04.01.08	[REDACTED] 3
236IOLINK_1A	DI_HV_22	CC-PDIH01	22A	C	04.01.03	04.01.08	[REDACTED] 2
236IOLINK_1A	DO_24B_31	CC-PDOB01	31A	G	04.01.03	04.01.08	[REDACTED] 8
236IOLINK_1A	DI_HV_25	CC-PDIH01	25A	C	04.01.03	04.01.08	[REDACTED] 3
236IOLINK_1A	DI_HV_24	CC-PDIH01	24A	C	04.01.03	04.01.08	[REDACTED] 6
236IOLINK_1A	DI_HV_21	CC-PDIH01	21A	C	04.01.03	04.01.08	[REDACTED] 7

Who Can See Your Data?

All inventory data is viewable by only the customer, the customer's account manager, and Honeywell GTAC. In the event you call for support, GTAC can quickly get needed information such as F/W version, BIOS version, hardware rev, etc. No one else can ever see the data—not even other Honeywell employees.

What Data are Collected?

When you log into the System Inventory Portal, you will see a list of sites. Select a site and there are three icons: Licensed Software, Shipped Hardware and Inventoried Assets.

Licensed Software	Shipped Hardware	Inventoried Assets
List of all licensed software shipped by Honeywell to the customer. Includes TPS BLDR, EBR, Experion PKS, GUS, PHD, and DOC 3000 licenses.	A complete list of every piece of hardware shipped by Honeywell to the customer, sorted by most recently shipped. Includes product part number, description, serial number, and date shipped.	Comprehensive list of all assets on each control system. Includes servers, stations, controllers, LCN nodes, and switches.

Used by Customers Worldwide

Today, Honeywell has over 900 sites worldwide using the SIT in more than 2,500 control systems. Many customers have reported that the tool is easily installed, runs flawlessly, and the time saved via the automated contract renewal process eliminated weeks of manual audit work. What used to be a tiresome and lengthy process can now be completed automatically, with 100 percent accuracy and in less than a day.

Helpful Links

[System Inventory Tool Download](#)

[System Inventory Tool Portal](#)

[System Inventory Web Portal Training](#)

[Frequently Asked Questions](#)

The System Inventory Tool and portal are available at <https://www.honeywellprocess.com/support>.

<https://www.honeywellprocess.com/library/marketing/notes/System-Inventory-Tool-What-is-it-and-why-I-should-be-using-it.pdf>

Is the System Inventory Tool Safe for Use with Control Systems?

The System Inventory Tool (SIT) is a self-service tool that HPS customers install on an Experion Flex or Console Station, along with data collectors on the Experion B Server (or non-redundant node) to collect asset data at Level 1 and Level 2, which is used to support Honeywell’s automated online contract renewal process.

The SIT generates an inventory file (.cab) that either the customer or Honeywell Field Support Specialist uploads to the secure System Inventory Portal where the user can see inventory details in a logical and graphical overview.

This tool is safe for use on a Honeywell control system. It runs as a low-priority Windows Service Event, which means it will throttle down or even pause if other Windows Events need to take priority. As such, the tool will not put a burden on the control system, nor adversely affect the performance of the network or control system.

The SIT does not collect any sensitive data. No IP addresses or customer information are ever collected. The data collected are strictly related to the assets (e.g., BIOS version, F/W version, model number, serial number, H/W version, and other asset-only related information).

System Inventory Tool Security

-  **Does not collect sensitive data**
No IP addresses, MAC addresses, or any sensitive network information
-  **Cybersecurity**
Secure authentication on HoneywellProcess.com
Enhanced security and support via TLS 1.1 or higher
-  **Honeywell Data Governance team**
Data access highly restricted and protected via Encrypted two-factor authentication

From January 2018 to May 2020, there was a 79 percent increase in SIT adoption worldwide for contracted sites, with over 1,000 sites now using the tool without incident. The time saved via the automated contract renewal process eliminated weeks of manual audit work. What used to be a lengthy and rigorous process can now be completed automatically, with 100 percent accuracy and in less than a day.

Summary	Contracted Sites			
	Pole	# of sites	# of sites using the tool	% of sites using the tool
AMER	663	559	84.31%	45.95%
APAC	128	91	71.09%	167.65%
EMEA	486	384	79.01%	78.60%
Global	1277	1034	80.97%	78.89%

When it comes to the performance impact on a running control system, the following table summarizes typical system configuration CPU usage and time to complete. As you can see, CPU impact is typically in the single-digit percentage, and the time to process data is minimal. Keep in mind that time to process will vary based on the size of the control system; number of nodes; and number of controllers, switches, servers, and stations.

Node type	System configuration	Average additional % CPU used	Time to complete audit	Number of PCs being audited
ESVT – Server B	<ul style="list-style-type: none"> Dell PowerEdge R710 server (8) Processors: Intel(R) Xeon(R) CPU E5620 @ 2.40GHz Speed: 2,394 12 GB RAM 	Negligible	7 minutes 52 seconds to 11 minutes 33 seconds	4 PCs – Server, ACE, Console Station, Flex Station
ESVT - Server A	<ul style="list-style-type: none"> Dell PowerEdge R710 server (8) Processors: Intel(R) Xeon(R) CPU E5620 @ 2.40GHz Speed: 2,394 12 GB RAM 	4.8% – 8.9%	1 minute 40 seconds to 2 minutes 56 seconds	
EST	<ul style="list-style-type: none"> Dell Precision T5500 workstation (4) Processors: Intel(R) Xeon(R) CPU X5570 @ 2.93GHz Speed: 2,926 3 GB RAM 	2.7% – 6.5%	1 minute 23 seconds to 2 minutes 50 seconds	
Flex	<ul style="list-style-type: none"> VMware virtual platform (2) Processors: Intel(R) Xeon(R) CPU X5570 @ 2.67 GHz Speed: 2,666 2 GB RAM 	7.2% - 11.9%	4 minutes to 4 minutes 21 seconds	
ACE-T	<ul style="list-style-type: none"> Dell PowerEdge T610 server (8) Processors: Intel(R) Xeon(R) CPU X5560 @ 2.80GHz Speed: 2,794 4 GB RAM 	0.3% - 1.8%	1 minute 6 seconds to 3 minutes 27 seconds	

The System Inventory Tool and portal are available via www.honeywellprocess.com/support.
<https://www.honeywellprocess.com/library/marketing/notes/System-Inventory-Tool-Is-it-safe-for-my-control-system.pdf>

HPS Priority Notifications

HPS Priority Notifications are available under “Latest Notifications” in [the Support Community](#). Be sure to check back regularly as new content is continually added in the form of notifications, *Be Aware* newsletters, Knowledge Base articles and updates.

Recent published notifications include:

Document Title	Product	Rel/Rev	Date Created
PN2020-19 C300 failure with specific eip configuration	C300	Experion PKS R431.5 HF2, R432.2 HF5, R501.4 or later, R510.2, R511.1, R511.2, R511.3	10/29/2020
PN2020-18 loss of FSC-FSC communication when PEER running on R801 while node is running R710.x or lower	FSC System	R801.x	10/02/2020
PN2020-17 EHPM failures may occur upon migration to Experion PKS R511.3	Experion PKS, EUCN using Integrated Enhanced High- Performance Process Manager (EHPM)	Experion PKS R511.3	09/30/2020
Pn2020-16A C300 controller failure when reloading or inactivating of a PCDI strategy.	Experion PKS	R3xx, R4xx, R501.x, R510.x, R511.1, R511.2, R511.3	09/28/2020
PN2020-15 HLAI IOP Incompatibility with Process Manager	MC-PAIH03 – HLAI IOP, Module Part Number: 51304754-176 with Process Manager (PM)	HLAI IOP, P/N 51304754-176, H/W Rev. AJ or greater	07/01/2020
PN2020-14 Color Sensor II CBM Assembly Missing Locking Nuts	Color Sensor II Products	N/A	06/15/2020

Products Revisions and Support Status

Latest Media Revision	Latest Patch/Update	Support Status	Functional Release - First Shipment Announcement	Software Product Category
Alarm Configuration Manager R321	R321.12	Supported	2013-10	Standalone Software
Alarm Event Analysis R321	R321.5	Supported	2013-10	Standalone Software
Blending and Movement Automation R430.y	R430.4	Supported	2014-06	Software Package
Control Performance Monitor R60x	R603.1	Current	2020-10	Standalone Software
Control Performance Monitor R60x	R602.5	Supported	2020-02	Standalone Software
Control Performance Monitor R60x	R601.3	Supported	2018-05	Standalone Software
Control Performance Monitor R60x	R600.1	Supported	2017-10	Standalone Software
ControlEdge 2020 R14x	R140.1	Supported	2017-04	Standalone Software
ControlEdge 2020 R15x	R151.1	Supported	2018-11	Standalone Software
ControlEdge 2020 R16x	R160.2	Supported	2019-12	Standalone Software
ControlEdge 2020 R16x	R161.1	Current	2020-04	Standalone Software
ControlEdge HC900 R60x	R600.1	Supported	2014-04	Standalone Software
ControlEdge HC900 R62x	R620.1	Supported	2016-09	Standalone Software
ControlEdge HC900 R63x	R630	Supported	2017-04	Standalone Software
ControlEdge HC900 R65x	R650	Supported	2018-06	Standalone Software
ControlEdge HC900 R66x	R660.2	Supported	2018-12	Standalone Software
ControlEdge HC900 R70x	R700	Current	2019-12	Standalone Software
ControlEdge PLC R15x	R151.1	Supported	2018-11	Standalone Software
ControlEdge PLC R15x	R152.1	Supported	2019-04	Standalone Software
ControlEdge PLC R16x	R160.2	Supported	2019-12	Standalone Software
ControlEdge PLC R16x	R161.1	Current	2020-04	Standalone Software
DynAMo Alerts & Notifications (A&N) R200	UA R321.2	Supported	2013-10	Standalone Software
DynAMo Documentation & Enforcement (D&E) R200	ACM R321.12	Supported	2016-05	Standalone Software
DynAMo Metrics & Reporting (M&R) R200	R202.1	Supported	2017-03	Standalone Software
DynAMo Metrics & Reporting (M&R) R210.1	R210.1	Current	2020-05	Standalone Software
DynAMo Operations Logbook (DOL) R21x	R211.4	Supported	2017-08	Standalone Software
DynAMo Operations Logbook (DOL) R22x	R220.3	Supported	2018-06	Standalone Software
DynAMo Operations Logbook (DOL) R23X	R230.2	Supported	2019-04	Standalone Software
DynAMo Operations Logbook (DOL) R240	R240.1	Current	2020-04	Standalone Software
DynAMo Operations Monitoring (DOM) R21x	R211.4	Supported	2017-08	Standalone Software
DynAMo Operations Monitoring (DOM) R22x	R220.3	Supported	2018-06	Standalone Software
DynAMo Operations Monitoring (DOM) R23x	R230.2	Supported	2019-04	Standalone Software
DynAMo Operations Monitoring (DOM) R240	R240.1	Current	2020-04	Standalone Software
Experion Backup and Restore R50x	R500.1	Supported	2017-04	Software Package
Experion Backup and Restore R50x	R501.1	Supported	2017-04	Software Package

Experion Backup and Restore R50x	R501.2	Supported	2017-04	Software Package
Experion Backup and Restore R50x	R501.3	Current	2017-04	Software Package
Experion HS R41x	R410.1	Supported	2013-07	System Software
Experion HS R43x	R430.1	Supported	2015-03	System Software
Experion HS R50x	R500.3	Supported	2017-08	System Software
Experion HS R51x	R510.2	Supported	2018-09	System Software
Experion HS R51x	R511.1	Current	2018-09	System Software
Experion LS R30x	R300.1	Supported	2009-11	System Software
Experion LS R40x	R400.1	Current	2011-06	System Software
Experion LX R11x	R110.2	Supported	2014-09	System Software
Experion LX R12x	R120.1	Supported	2015-03	System Software
Experion LX R50x	R500.2	Supported	2017-11	System Software
Experion LX R51x	R510.2	Current	2018-11	System Software
Experion MX CD Controls R70x	R700.1	Supported	2017-03	Software Package
Experion MX CD Controls R70x	R701.2	Supported	2018-05	Software Package
Experion MX CD Controls R70x	R702.1	Current	2019-06	Software Package
Experion MX CDMV Controls R70x	R700.1	Supported	2017-03	Software Package
Experion MX CDMV Controls R70x	R701.1	Supported	2018-05	Software Package
Experion MX CDMV Controls R70x	R702.1	Current	2019-06	Software Package
Experion MX MD Controls R70x	R700.1	Supported	2017-03	Software Package
Experion MX MD Controls R70x	R701.1	Supported	2018-05	Software Package
Experion MX MD Controls R70x	R702.1	Current	2019-06	Software Package
Experion MX MDMV Controls R70x	R700.1	Supported	2017-03	Software Package
Experion MX MDMV Controls R70x	R701.3	Supported	2018-05	Software Package
Experion MX MDMV Controls R70x	R702.1	Current	2019-06	Software Package
Experion MX/MXProLine R70x	R700.4	Supported	2017-03	System Software
Experion MX/MXProLine R70x	R701.3	Supported	2018-05	System Software
Experion MX/MXProLine R70x	R702.2	Current	2019-06	System Software
Experion PKS R43x	R431.4	Supported	2014-03	System Software
Experion PKS R43x	R431.5	Supported	2014-03	System Software
Experion PKS R43x	R432.1	Supported	2014-03	System Software
Experion PKS R43x	R432.2	Supported	2014-03	System Software
Experion PKS R50x	R501.4	Supported	2017-01	System Software
Experion PKS R50x	R501.6	Supported	2017-01	System Software
Experion PKS R51x	R510.1	Supported	2018-08	System Software
Experion PKS R51x	R510.2	Supported	2018-08	System Software
Experion PKS R51x	R511.2	Supported	2018-08	System Software
Experion PKS R51x	R511.3	Current	2018-08	System Software
Fail Safe Controller R71x	R710.9	Supported	2011-07	System Software
Fail Safe Controller R80x	R801.3	Current	2014-10	System Software
Field Device Manager R50x	R500.1	Supported	2017-03	Standalone Software
Field Device Manager R50x	R501.4	Supported	2017-03	Standalone Software
Field Device Manager R51x	R511.1	Current	2019-09	Standalone Software
Forge Cybersecurity Suite-Enterprise Core and Premium	R201.1	Current	2020-06	Standalone Software

Forge Cybersecurity Suite-SITE	R201.1	Current	2020-06	Standalone Software
Honeywell Trace R121	R121.1	Supported	2018-01	Standalone Software
Honeywell Trace R130	R130.1 Patch 2	Supported	2019-03	Standalone Software
Honeywell Trace R140	R140.1	Current	2020-06	Standalone Software
Immersive Competency	R100.1	Current	2018-07	Standalone Software
Integrated Automation Assessment R15x	R150.1	Supported	2018-02	Standalone Software
Integrated Automation Assessment R16x	R160.1	Supported	2019-12	Standalone Software
Integrated Automation Assessment R17x	R170.3	Current	2020-09	Standalone Software
OptiVision R54x	R541.1	Supported	2012-01	Software Package
OptiVision R56x	R560.2	Supported	2014-08	Software Package
OptiVision R600x	R600.1	Current	2019-10	Software Package
PlantCruise R10x	R100.3	Supported	2013-07	System Software
PlantCruise R11x	R110.2	Supported	2014-09	System Software
PlantCruise R12x	R120.1	Supported	2015-03	System Software
PlantCruise R50x	R500.1	Supported	2017-11	System Software
PlantCruise R51x	R510.2	Current	2018-11	System Software
PMD R90x	R900.2	Supported	2017-02	System Software
PMD R90x	R900.3	Supported	2020-10	System Software
PMD R91x	R910.2	Supported	2018-12	System Software
PMD R91x	R910.3	Current	2020-05	System Software
Predict-Amine	R4.0	Supported	2017-09	Standalone Software
Predict-Crude	R2.0	Supported	2015-09	Standalone Software
Predict-O&G	R7.1	Supported	2018-09	Standalone Software
Predict-Pipe	R5.0	Supported	2018-12	Standalone Software
Predict-RT	R140	Supported	2019-06	Standalone Software
Predict-SA	R2.0	Supported	2014-12	Standalone Software
Predict-SW (Sour Water)	R4.0	Supported	2018-12	Standalone Software
Procedure Analyst R41x	R410.0	Supported	2013-01	Standalone Software
Procedure Analyst R43x	R430.1	Supported	2015-06	Standalone Software
Procedure Analyst R50x	R500.2	Supported	2017-03	Standalone Software
Procedure Analyst R51x	R511.1 Patch 1	Current	2020-09	Standalone Software
Process Safety Analyzer	R115	Supported	2017-06	Standalone Software
Process Safety Analyzer	R200	Supported	2020-02	Standalone Software
Process Safety Analyzer	R201	Current	2020-07	Standalone Software
Profit Blending and Movement R431.y	R431.4	Supported	2015-06	Software Package
Profit Blending and Movement R500.y	R500.2	Supported	2016-11	Software Package
Profit Blending and Movement R501.y	R501.3	Supported	2018-05	Software Package
Profit Blending and Movement R510.y	R510.3	Current	2019-09	Software Package
Profit Suit R41x	R411.1	Supported	2013-05	Standalone Software
Profit Suit R43x	R431.1	Supported	2014-12	Standalone Software
Profit Suit R44x	R441.1	Supported	2017-04	Standalone Software
Profit Suit R50x	R500.1	Current	2018-10	Standalone Software
Quality OptiMiser R540x	R540.1	Supported	2010-10	Standalone Software
Quality OptiMiser R550x	R550.1	Supported	2014-12	Standalone Software
Quality OptiMiser R560x	R560.1	Current	2017-11	Standalone Software

Risk Manager R170	R170.1 Patch 3	Supported	2018-03	Standalone Software
RTU2020 R11x	R110.1	Supported	2015-06	Standalone Software
RTU2020 R12x	R120.1	Supported	2016-05	Standalone Software
Safety Historian R20x	R201.1	Current	2014-03	System Software
Safety Manager R14x	R146.2	Supported	2010-05	System Software
Safety Manager R15x	R153.7	Supported	2012-04	System Software
Safety Manager R15x	R154.3	Supported	2012-04	System Software
Safety Manager R16x	R162.5	Current	2014-10	System Software
Safety Manager SC R20x	R201.2	Supported	2018-08	System Software
Safety Manager SC R21x	R210.1	Current	2020-06	System Software
Secure Media Exchange (SMX)	104.6	Current	2017-08	Standalone Software
Socrates	R10.0	Supported	2019-03	Standalone Software
Symphonite Integration and Analytics R200.1	R200.2	Supported	2017-07	Standalone Software
Symphonite Integration and Analytics R201.2	R201.2	Current	2020-01	Standalone Software
Symphonite Production Accounting & Reconciliation	R200.1	Supported	2015-08	Standalone Software
Symphonite Production Accounting & Reconciliation	R201.2	Supported	2015-08	Standalone Software
Symphonite Production Accounting & Reconciliation	R210.1	Current	2019-02	Standalone Software
Symphonite RPMS	R510.1.8	Supported	2018-12	Standalone Software
System Inventory Tool R22x	R220.1	Supported	2017-09	Standalone Software
System Inventory Tool R23x	R230.1	Supported	2018-05	Standalone Software
System Inventory Tool R23x	R230.2	Supported	2018-05	Standalone Software
System Inventory Tool R23x	R230.3	Supported	2018-05	Standalone Software
System Inventory Tool R30x	R300.1	Current	2019-09	Standalone Software
System Performance Analyzer R120	R120.1	Supported	2019-01	Standalone Software
System Performance Analyzer R130	R130.1	Current	2020-06	Standalone Software
TCMI R10x	R100.5	Current	2017-11	System Software
TPN (AM) CLM R36x	R360.12	Supported	2002-01	System Software
TPN R685.x	R685.4	Supported	2016-06	System Software
TPN R686.x	R686.4	Supported	2016-10	System Software
TPN R687.x	R687.4	Supported	2018-02	System Software
TPN R687.x	R687.5	Supported	2018-02	System Software
TPN R687.x	R687.6	Supported	2018-02	System Software
TPN R688.x	R688.2	Supported	2019-01	System Software
TPN R688.x	R688.3	Supported	2019-01	System Software
TPN R688.x	R688.4	Current	2019-01	System Software
TPS (APP) CLM R20x	R200.2	Supported	2012-07	System Software
TPS Builder R43x	R430.1	Supported	2016-05	Software Package
Uniformance Asset Sentinel R51x	R510.1	Supported	2017-04	Standalone Software
Uniformance Asset Sentinel R51x	R511.2	Supported	2017-10	Standalone Software
Uniformance Asset Sentinel R52x	R520.1	Supported	2018-12	Standalone Software
Uniformance Asset Sentinel R52x	R520.2	Current	2019-07	Standalone Software
Uniformance Executive R31x	R311.1	Supported	2018-03	Standalone Software

Uniformance Executive R32x	R320.1	Current	2018-09	Standalone Software
Uniformance Insight R20x	R200.1	Supported	2018-06	Standalone Software
Uniformance Insight R21x	R210.1	Current	2019-09	Standalone Software
Uniformance Insight R22x	R220.1	Current	2020-09	Standalone Software
Uniformance KPI R12x	R121.1	Supported	2017-05	Standalone Software
Uniformance KPI R13x	R130.1	Current	2018-03	Standalone Software
Uniformance PHD R32x	R321.1	Supported	2015-03	Standalone Software
Uniformance PHD R34x	R340.1	Supported	2017-10	Standalone Software
Uniformance PHD R40x	R400.1	Current	2019-06	Standalone Software
Uniformance Process Studio R32x	R322.2	Current	2016-09	Standalone Software
Uniformance Process Studio R32x	R323.1	Current	2020-04	Standalone Software
UniSim Competency Suite	R460.1	Supported	2018-04	Standalone Software
UniSim Competency Suite	R461.1	Supported	2019-01	Standalone Software
UniSim Competency Suite	R470.1	Supported	2020-01	Standalone Software
UniSim Competency Suite	R471.1	Current	2020-10	Standalone Software
UniSim Design	R460.1	Supported	2018-01	Standalone Software
UniSim Design	R461.1	Supported	2019-04	Standalone Software
UniSim Design	R470.1	Supported	2019-10	Standalone Software
UniSim Design	R471.1	Supported	2020-10	Standalone Software
UniSim Design	R480.1	Current	2020-10	Standalone Software
UserAlert R321	R321.2	Supported	2013-10	Standalone Software
Web Order Services 54x	R540.1	Current	2014-08	Standalone Software

Note: Software releases not listed in the table are in “Phased Out” lifecycle status. The HPS Product Support Guide for Control, Safety and Monitoring Systems is available for download [here](#).

Only Latest and Latest-1 patches/updates are supported by GTAC at the defined support level for the software functional release.

Definitions:

“Software Package” means any HPS software product developed for the specific functional release of system software.

“Standalone Software” means any HPS software product developed for independent operation from a system software functional release.

“System Software” means machine-readable data and executable programs used to define the functionality of the HPS control system and standard hardware products, but does not include firmware, operating system, application software or other software products.